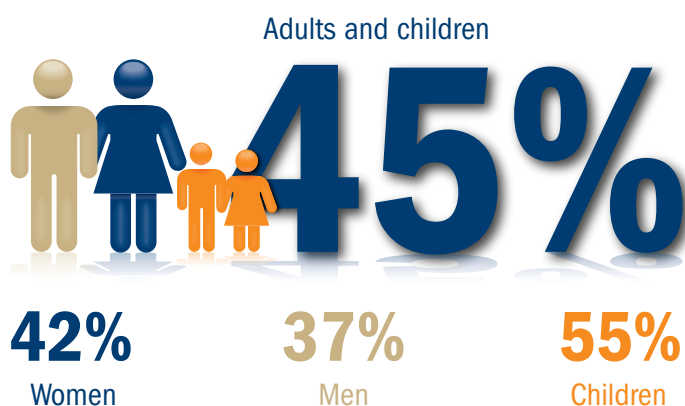


# ECONOMIC INSECURITY IN AMERICA

## Who lacks economic security?

Wider Opportunities for Women compared working-age adults' household incomes to The Basic Economic Security Tables (BEST) for the United States, a measure of the basic needs and assets workers require for economic security. The results show that large proportions of the nation's working-age adults and children lack basic economic security. Households that depend on women's earnings are particularly vulnerable to economic instability.

Large proportions of men, women and children lack economic security.



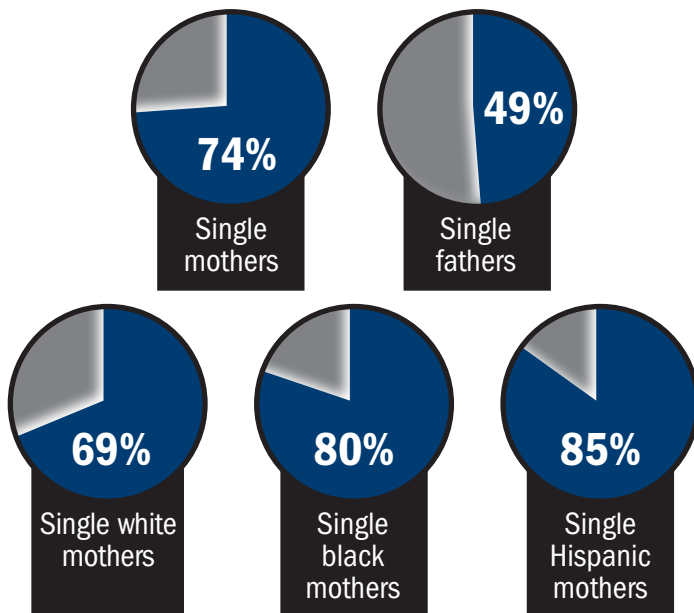
Among those who worked in 2009, families without economic security worked nearly the same number of hours, on average, as families with economic security.



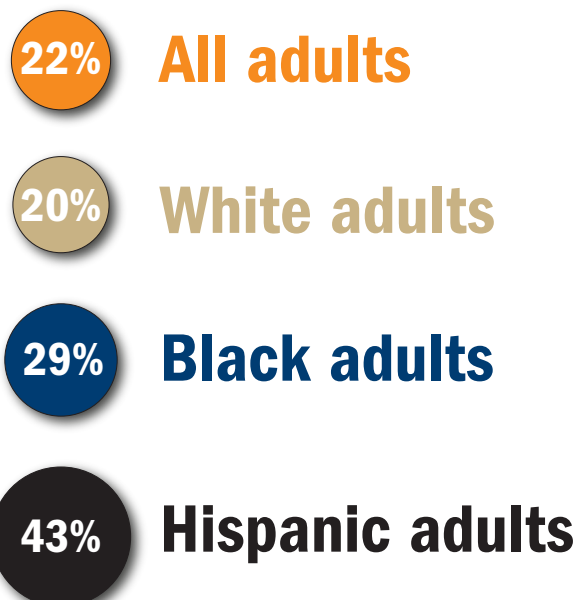
The Basic Economic Security Tables for the United States, 2010	
Family Type	Annual BEST Index*
1 Worker	\$30,012
1 Worker, 1 Infant	\$46,638
2 Workers, 1 Preschooler, 1 Schoolchild	\$67,920

\* Workers with employment-based benefits (health insurance, retirement plan and access to unemployment insurance)

Large proportions of single parents who work full time lack economic security.



Those in families with 2 full-time workers and children can also fall short of security.



Source: *Living Below the Line: Economic Insecurity and America's Families*, Wider Opportunities for Women

Note: Study includes families with one or two working-age adults (married or unmarried, ages 18-64). Annual incomes, or annual earnings for full-time worker categories, from the 2009 American Community Survey PUMS are compared to annual economic security incomes, by family type, defined in The Basic Economic Security Tables for the United States. Full-time work equals 35 or more hours per week, 50 or more weeks per year.